


Lua

1923-6 [aL] CoEx XL® bean2cup 3 coffees



Product

Information

Key features

- CoEx XL® brewer & whole beans
- Dosage 8 - 20 grams
- Easy removable cup tray
- 18,5" Colour touch screen
- User friendly interface
- Glass detecting cup sensor

Options

- On-screen communication options
- ConnectMe® [online monitoring]
- Adaptive Energy Save [with ConnectMe®]
- Base cabinet with condiment trays
- Waste pass thru to base cabinet
- Branding



Lua 1923-6 [aL] CoEx XL® bean2cup 3 coffees



Dimensions

Machine:	Weight 121.3 lb
	H 40.16 inch*
	W 16.54 inch
	D 23.23 inch

*Bean canister sticks out 5.71 inch.
Total height 34.45 + 5.71 = 40.16 inch

Base Cabinet:	Weight 39 lb
	H 33.46 inch
	W 16.92 inch
	D 21.06 inch

Specifications

- MoVeC-ICEq® & USB upload
- 18,5" Colour touch screen
- User Interface : DJD/Lua
- Menu structure for selections
- Direct start optional
- Multiple languages possible
- Number selections
- Jug functions menus
- Strength selection menus
- MDB payment system connection
- Boiler 1x 0.4L, + 1x 5L

Connections

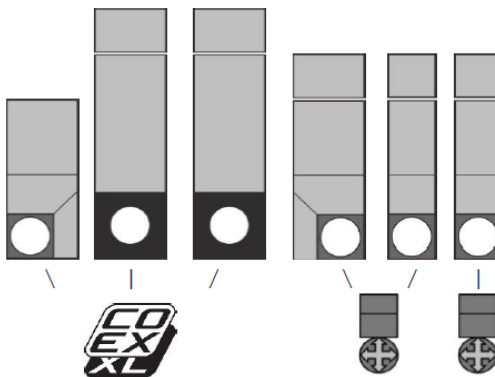
- 100-120 Volt AC
- 50/60 Hz
- 15 Amp
- ¾" BSP [15 mm] mains
- waterfilter & waterlock
- recommended
- USB and LAN

Selections

Whole Bean Coffee I	Hot Chocolate
Whole Bean Coffee II	Chocomilk
Espresso I	Espresshoc
Double Espresso I	
Espresso II	
Double Espresso II	+French Vanilla
Coffee [freshbrew]	+Milk
Cappuccino	Jug Selections
Customized recipes **	Hot Water

** optional, ask for details & conditions



Canisters



Capacities

	#	Size	Lb	Cups
Whole Bean Coffee I	1	BCE	4.41	270
Whole Bean Coffee II	2	BCE	4.41	270
Chocolate	3	90E	5.73	130
Milktopping	4	60E	2.43	180
French Vanilla	5	60E	3.64	80
Ground Coffee [in door]	6	90	1.9	125

Waste bucket ± 240
Number of cups may vary depending on settings



Product Information